



CV-20/25

CHECK VALVE / DOUBLE PLATE

GENERAL FEATURES

Ayvaz CV20-25 Double Plated Check Valves are designed to operate with minimum flow restriction. The twin spring loaded half disc operate with the pipeline flow and reseal back against the rubber disc seating providing a positive shut off against any back flow. The resilient seating prevent a slamming action.

Ayvaz CV20-25 Double Plated Check Valves offer greater flexibility and low cost in most piping systems and because of its light weight, it is so convenient to install and has smaller face to face dimensions than conventional swing check valve. These valves can be supplied to match the international flange standards (DIN, ANSI, JIS & BS).

Double Plate Check Valves have features such as compact design, easy installation, good flow characteristics, low pressure loss and vertical and horizontal mounting.

Product Material:

Body: GG25 Cast Iron
Disc: AISI 316 Stainless Steel (CV-20)
GGG 40 Nickel Plated (CV-25)

Connection:

Wafer type

Nominal Diameter:

DN50 (2") – DN600 (24")

Pressure:

Max. 16 bar

Temperature Range:

Based on material from -10 °C to 110°C.

Application Areas:

- HVAC Systems
- High frequency lines
- Fire Fighting Protection
- Ship mechanic and cooling systems
- Iron, steel and mining industry
- Mineral and oil industry
- Woodworking and paper industry
- Textile Industry
- Water Lines

CV-20 Working Pressure:

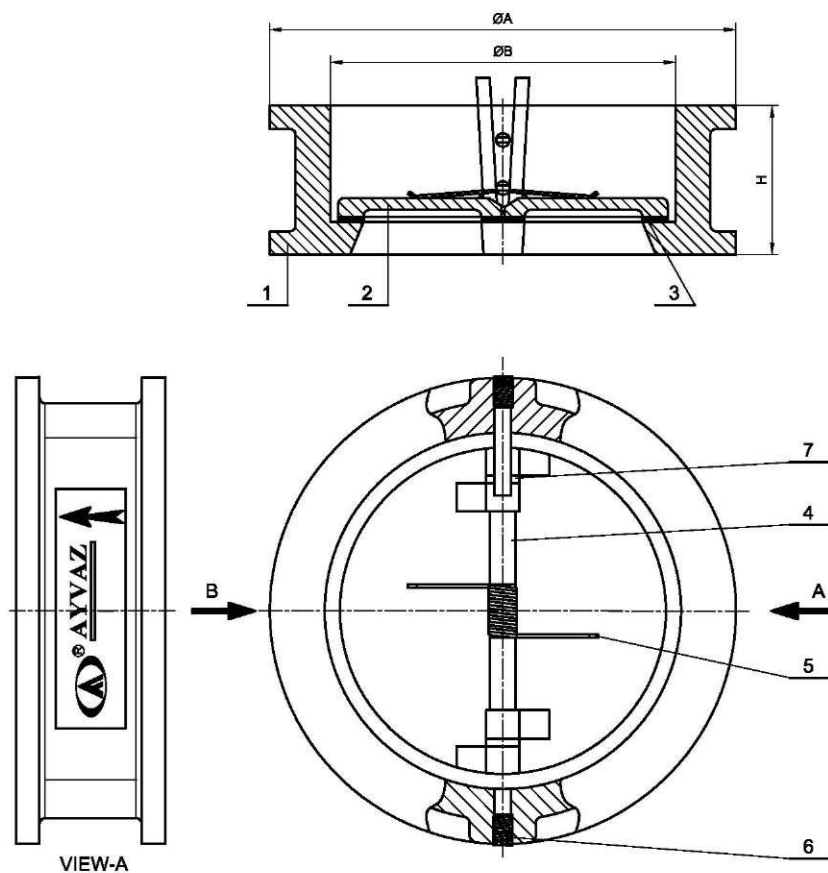
PN16 (DN 25-300) /
PN10 (DN 350-400)

CV-25 Working Pressure

PN16 (DN 25-300) /
PN10 (DN 350-400)

MAX. NON-SHOCK SERVICE PRESSURE	50 - 300 mm	350 - 600 mm
SEAT TEST PRESSURE	13,7 bar	10 bar
BODY TEST PRESSURE	20 bar	16 bar

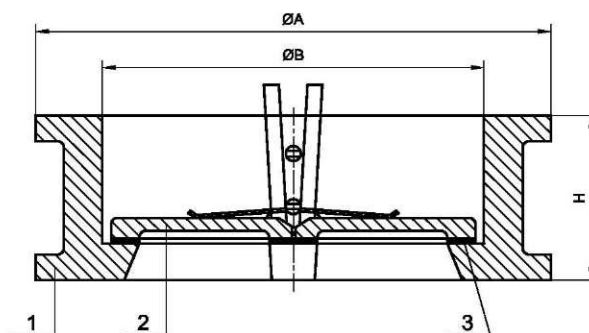
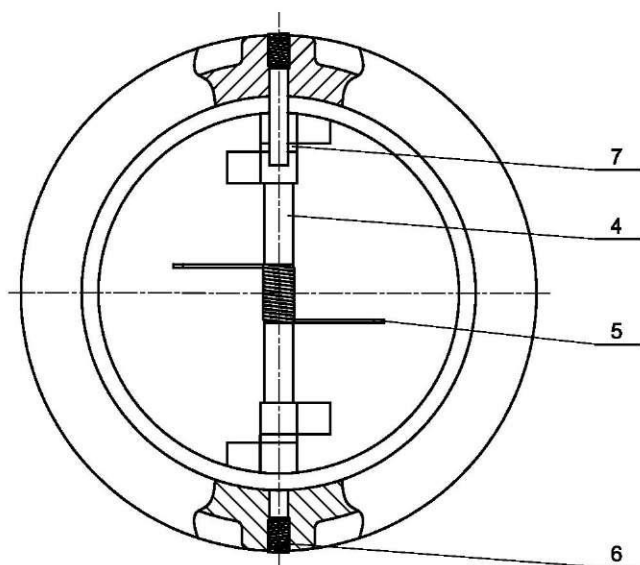
CV-20 CHECK VALVE / DOUBLE PLATE



DN	A	B	H
50	109	70,5	54
65	129	83,5	54
80	144	90,5	57
100	164	115,5	64
125	194	142,5	70
150	220	169,5	76
200	275	220,5	95
250	330	275,5	108
300	380	325,5	144
350	440	356	184
400	491	406	191
450	541	467	203
500	596	514	213
600	697	616	222

No	Part List	Material
1	Body	GG25 Cast Iron
2	Disc	AISI 316 Stainless Steel
3	Resilient Seat	EPDM
4	Hinge Pin	AISI 316 Stainless Steel
5	Spring	AISI 304 Stainless Steel
6	Retainer Screw	Carbon Steel
7	Disc Bearing	Teflon

CV-25 CHECK VALVE / DOUBLE PLATE

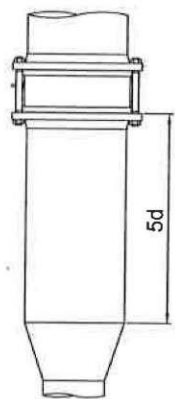


DN	A	B	H
50	109	70,5	54
65	129	83,5	54
80	144	90,5	57
100	164	115,5	64
125	194	142,5	70
150	220	169,5	76
200	275	220,5	95
250	330	275,5	108
300	380	325,5	144
350	440	356	184
400	491	406	191
450	541	467	203
500	596	514	213
600	697	616	222

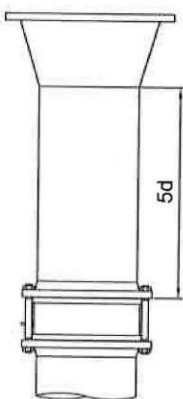
No	Part List	Material
1	Body	GG25 Cast Iron
2	Disc	GGG 40 Nickel Plated
3	Resilient Seat	EPDM
4	Hinge Pin	AISI 316 Stainless Steel
5	Spring	AISI 304 Stainless Steel
6	Retainer Screw	Carbon Stell
7	Disc Bearing	Teflon

CV-20/25 CHECK VALVE / DOUBLE PLATE

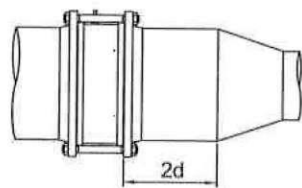
INSTALLATION



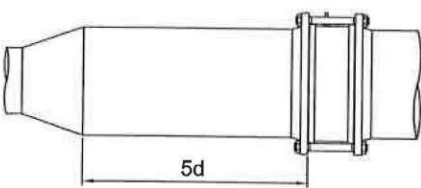
If the diameter is reduced before the check valve (reduction), a check valve must be placed at least 5d after the reduction.



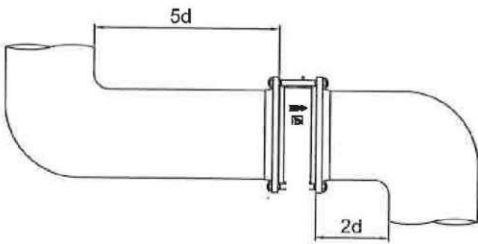
If the diameter increase after the check valve (reduction), a check valve must be placed at least 5d before the reduction.



If the diameter reduced after the check valve (reduction), a check valve must be placed at least 2d distance before the reduction..

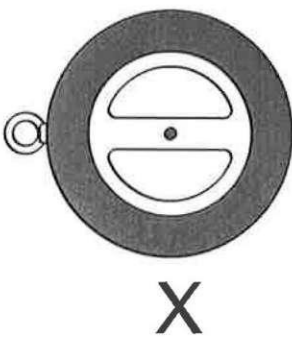
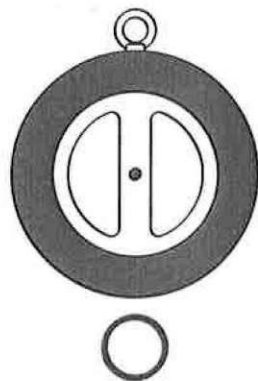


If the diameter is reduced before the check valve (reduction), a check valve must be placed at least 5d after the reduction.



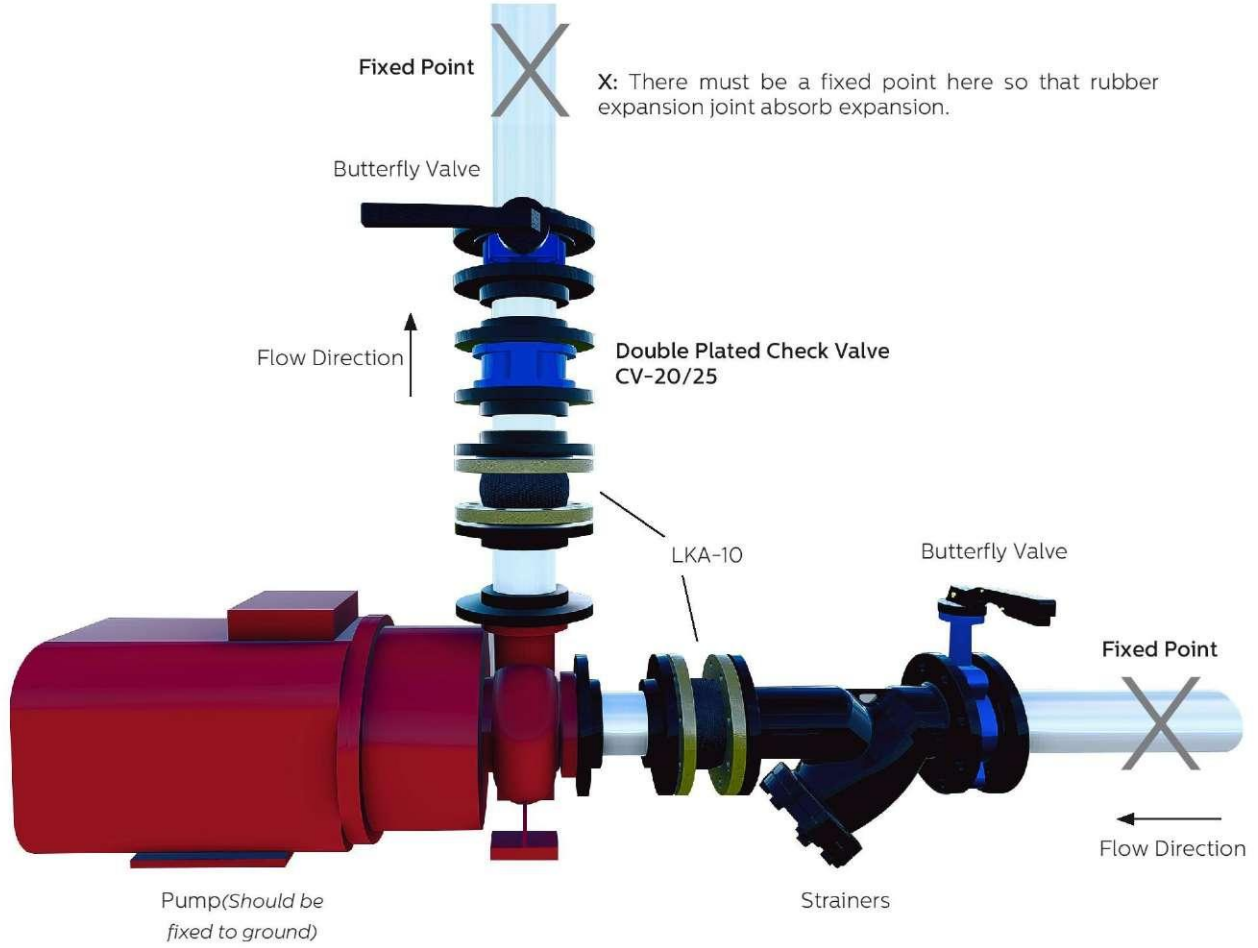
If the closed elbow before and after the check valve, the check valve must be placed at a minimum distance of 5d from the previous elbow and a minimum distance of 2d after the elbow.

HORIZONTAL INSTALLATION



CV-20/25 CHECK VALVE / DOUBLE PLATE

3D APPLICATION SAMPLE



- A double-plate check valve is used after the pump in the pump discharge lines.
- Prevents the fluid from returning to the pump when the pump is running or the pump has stopped.



HEAD OFFICE - FACTORY

Atatürk Sanayi Bölgesi Hadımköy Mahallesi Mustafa İnan Caddesi No: 44 Arnavutköy - İSTANBUL
Tel: +90 212 771 01 45 (pbx) | Fax: +90 212 771 47 27
info@ayvaz.com | www.ayvaz.com