



# BDV-25

## PRESSURE REDUCING VALVE

### GENERAL FEATURES

**Body:** GGG40.3 Ductile iron casting

**Spindle, Seat, Filter:** Stainless Steel

**Connection:** Threaded

**Pressure Class:** PN 25

**Max. Working Temperature:** 210 °C

**Field Settings:** 0,14-1,70 bar / 1,40-4,00 bar / 3,50-8,60 bar

**Max. Input Pressure:** 19 bar

**Max. Output Pressure:** 8,6 bar

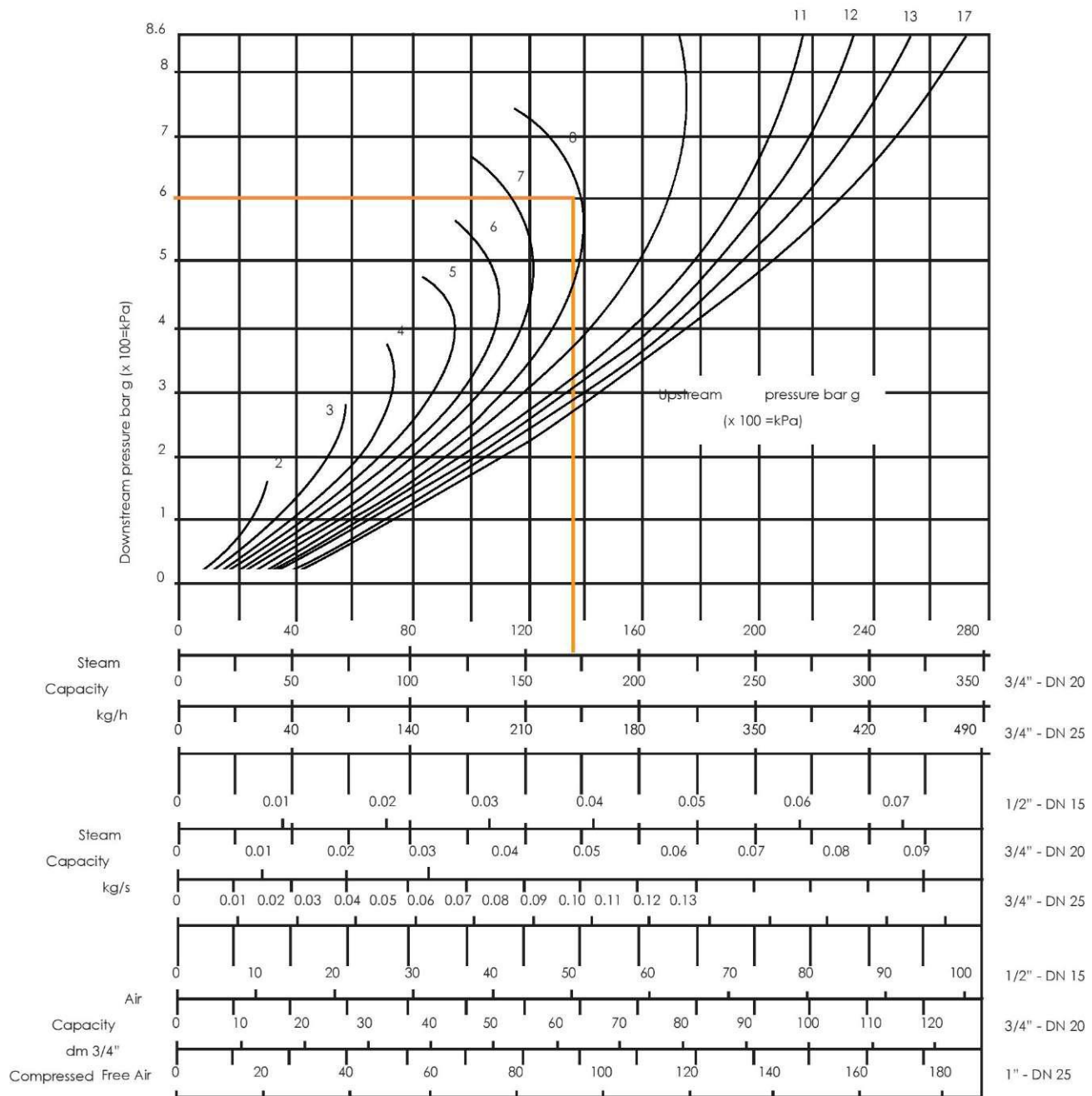
Pressure reducing valve is a device which reduces and stabilizes the upstream pressure to an adjusted downstream pressure. When the entering pressure from the public mains is too high and variable, pressure reducing valve stabilizes the downstream pressure to the adjusted one. Possible variations of the upstream pressure do not influence the adjusted downstream pressure. This range of pressure reducing valves allows the operator to adjust the downstream pressure to a set figure.

### Installation

BDV 25 must be installed on a horizontal pipeline with the flow direction as indicated by the arrow on the product body. How to use the chart? The curves numbered 2,3,4,5,etc. Represent up-stream pressures. Downstream pressures are read along the vertical line on the left hand side of the chart.

# BDV-25 PRESSURE REDUCING VALVE

## CONSTRUCTION

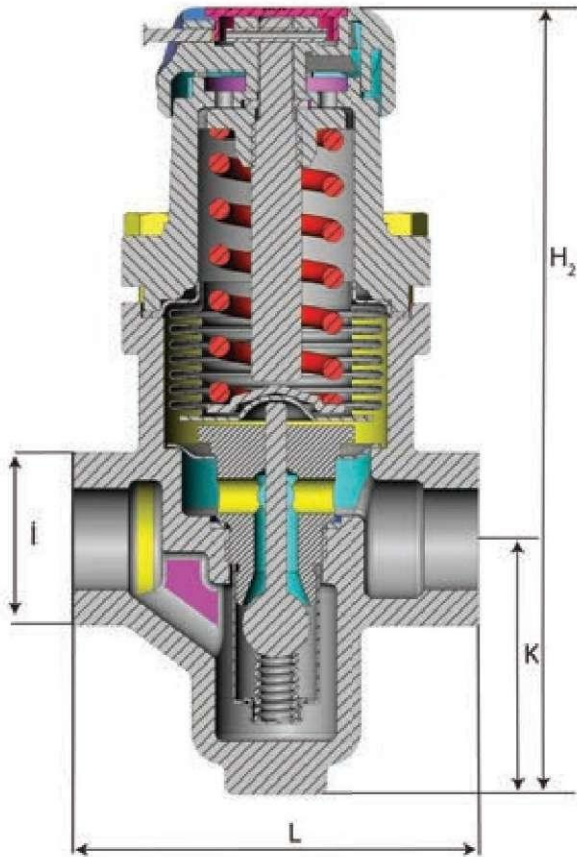
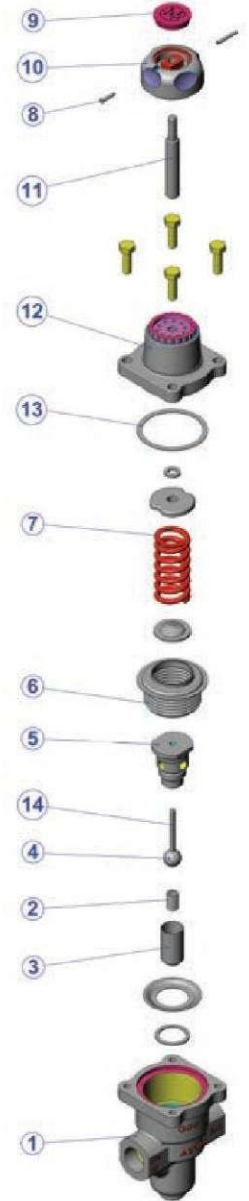
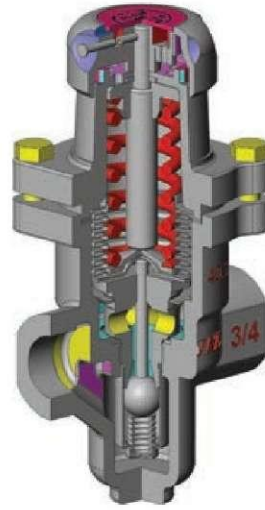


**Example:** required reducing valve to pass 120 kg/h reducing from 8 to 6 bar. From the downstream pressure of 6 bar on the left hand side of the chart to be extended out horizontally until the line. Meets the curve of 8 bar upstream line. Orthographic projection of this point is read as the capacity of the product.

# BDV-25 PRESSURE REDUCING VALVE

## CONSTRUCTION

Part List		
No	Part Name	Material
1	Body	Ductile Iron GGG 40.3
2	Valve Spring	Stainless Steel AISI 316
3	Strainer	Stainless Steel AISI 316
4	Valve	Stainless Steel AISI 420
5	Seat	Stainless Steel AISI 431
6	Bellow	Stainless Steel AISI 316
7	Pressure Adjustment Spring	Stainless Steel
8	Lock Pin	Tool steel
9	Spring Adjustment Cover	Poly-propylene
10	Pressure Adjustment Cover	Poly-propylene
11	Pressure Adjustment Stem	Stainless Steel AISI 316
12	Upper Cover	Aluminium
13	Cover Gasket	Graphite
14	Valve Pressure Stem	Stainless Steel AISI 316L



Size	Code	Threaded			
		H (mm)	L (mm)	K (mm)	Øi (mm)
1/2"	703750100000	186,5	83	65	36
3/4"	703750100001	186,5	96	65	41
1"	703750100002	186,5	108	65	45



### HEAD OFFICE - FACTORY

Atatürk Sanayi Bölgesi Hadımköy Mahallesi Mustafa İnan Caddesi No: 44 Arnavutköy - İSTANBUL  
 Tel: +90 212 771 01 45 (pbx) | Fax: +90 212 771 47 27  
 info@ayvaz.com | www.ayvaz.com